

VESSEL PARTICULARS

Length Overall	180 ft	54.9 m
Beam	40 ft	12.2 m
Depth	13 ft	4.0 m
Loaded Draft	10 ft 11 3/4 in	3.3 m
Gross Tonnage	96 Tons	
Net Tonnage	65 Tons	

CAPACITIES

Potable Water	106,435 USG	402.9 m ³
Fuel	165,558 USG	626.7 m ³
Liquid Mud	1,884 bbls	299.5 m ³
Lube Oil	513 USG	1.9 m ³
Methanol	41,806 USG (2 tanks)	
	92,150 USG (6 tanks)	

CARGO DECK

Deck Dimensions	120 ft x 34 ft
-----------------	----------------

MACHINERY

Main Engines	2 – Caterpillar 3512B
Horsepower	2,400
Generators	2 – Caterpillar 3306 DITA at 99kW
Bow Thruster	1 – Brunvol-400HP
Becker Rudders	Enables vessel to operate in DP mode when in adverse currents & sea conditions

ACCOMMODATIONS

Cabins/Berths	4 / 14
Heads	2
Passengers	16

PERFORMANCE

Maximum Speed	13 knots
Cruising Speed	10 knots
Cruising Fuel Consumption	112 USG/Hr

DISCHARGE RATES

Drill/Potable Water	400 GPM	1,514 LPM
Fuel	400 GPM	1,514 LPM
Liquid Mud	950 GPM	3,596 LPM
Methanol	400 GPM	1,514 LPM

ELECTRONICS & CONTROLS

Depth Sounder	Furuno RD-33
Dynamic Positioning	Beier IVCS 2000 DP1
GPS	2 – Furuno GP32
Radar(s)	2 – Furuno w/ Arpa
VHF	3 – Marine Radios
AIS	Furuno FA-150
Electronic Charts	Voyager 8
External Fifi	1 – 2800 GPM Fire Monitor
Fathometer	Equipped

SPECIAL EQUIPMENT & FEATURES

Walk-in Cooler
Washer/Dryer
Jump Deck
Sentinel Engine Alarm System

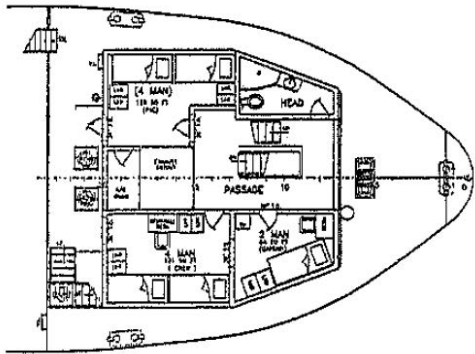
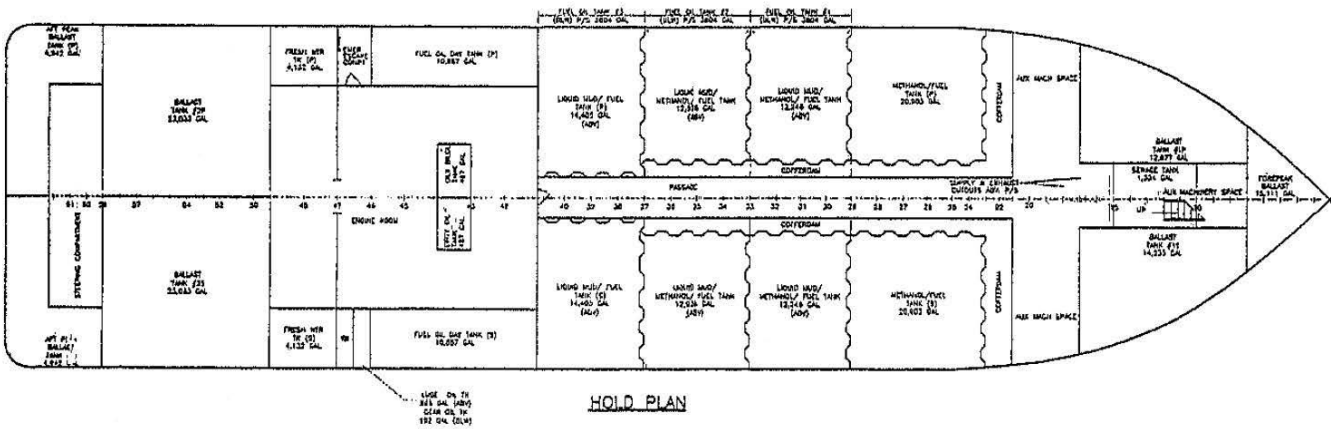

DOCUMENTATION

Official No.	1134269
Year Built	2002
Builder	Bollinger Shipyard
Flag	United States
Hull	Steel
USCG	Subchapter L
Class	ABS Load Line

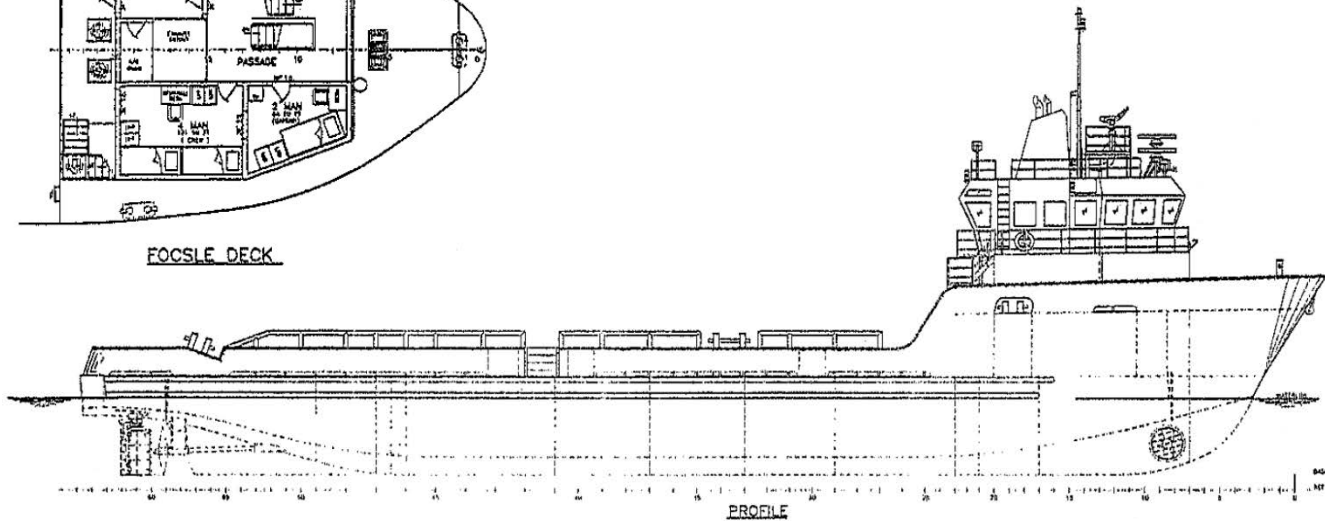


GENERAL ARRANGEMENT

ANDI NICOL



FOCSLE DECK



PROFILE

BASELINE
NET 1916



1428 Hugh Wallis Road S. • Lafayette, LA 70508

Phone: 337-706-8200 Fax: 337-706-7627

Website: www.RodiMarine.com